


Art

Curriculum End Points

Year Five



Topic: Sculpture and 3D: Interactive Installation


- Group images together, explaining their choices.
- Answer questions about a chosen installation thoughtfully and generate their own questions.
- Show that they understand what installation art means.
- Justify their opinions of installation artworks.
- Evaluate their box designs, considering how they might appear as full-sized spaces.
- Suggest changes they could make if they repeated the activity to create a different atmosphere in the space.
- Create an installation plan, model or space.
- Describe their creations and the changes they made as they worked.
- Describe how their space conveys a particular message or theme.
- Make and explain their choices about materials used, arrangement of items in the space and the overall display of the installation.
- Show they have considered options for how to display their installation best e.g. lighting effects.
- Present information about their installation clearly in the chosen format.
- Justify choices made, explaining how they improve the viewer experience or make it interactive.

Art

Curriculum End Points

Year Five

Topic: Drawing: I need space




- Understand and explain what retrofuturism is.
- Participate in discussions and offer ideas.
- Evaluate images using simple responses, sometimes using formal elements to extend ideas.
- Provide plausible suggestions for how a piece was created.
- Comfortably use different stimuli to draw from.
- Use past knowledge and experience to explore a range of drawing processes.
- Select and place textures to create a collagraph plate, applying an understanding of the material, which may be supported by testing.
- Create a selection of drawings and visual notes that demonstrate their ideas using sketchbooks.
- Generate a clear composition idea for a final piece that shows how it will be drawn.
- Apply confident skills to make an effective collagraph print.
- Independently select tools and drawing techniques, with some guidance.
- Demonstrate growing independence, discussing ways to improve work.

Art

Curriculum End Points

Year Five

Topic: Painting and mixed media: Portraits



- Outline a portrait drawing with words, varying the size, shape and placement of words to create interest.
- Try a variety of materials and compositions for the backgrounds of their drawings.
- Communicate to their partner what kind of photo portrait they want.
- Show that they are making decisions about the position of a drawing on their background, trying multiple ideas.
- Create a successful print.
- Use some Art vocabulary to talk about and compare portraits.
- Identify key facts using a website as a reference.
- Explain their opinion of an artwork.
- Experiment with materials and techniques when adapting their photo portraits.
- Create a self-portrait that aims to represent something about them.
- Show they have considered the effect created by their choice of materials and composition in their final piece.