


History

Curriculum End Points

Year One

Topic: How am I making history?




- Order three photographs correctly on a simple timeline.
- Use the terms 'before' and 'after' when discussing their timelines.
- Talk about three memories and place one of them on a timeline.
- Know a similarity and a difference between childhood now and in the past.
- Use key vocabulary to compare the present, the past and possible changes in the future.

History

Key Vocabulary

Year One

Topic: How am I making history?




- change
- childhood
- event
- future
- lifetime
- living memory
- now
- past
- present
- significant

History

Curriculum End Points

Year One

Topic: How have toys changed?



- Discuss their favourite toy using language related to the past.
- Ask questions about toys in the past.
- Make comparisons between toys in the past and present.
- Sequence artefacts from different periods of time.
- Identify changes between teddy bears today and those from 100 years ago.
- Describe how toys have changed over time

History

Key Vocabulary

Year One


Topic: How have toys changed?



- artefact
- century
- decade
- evidence
- historian
- modern
- remember
- sequence
- source
- special

History

Curriculum End Points



Year One

Topic: How have explorers changed the world?


- Explain what explorers do
- Name equipment or transport an explorer would need.
- Name important explorers (e.g. Christopher Columbus, Dame Ellen MacArthur, Matthew Henson and Mary Kingsley).
- Recall information about past and present exploration.
- Understand events in relation to the present day and compare how exploration has changed over time.
- Describe how an explorer is significant and how they impacted events or people's ideas.

History

Key Vocabulary

Year One

Topic: How have explorers changed the world?



- achievement
- determination
- discovery
- equipment
- exploration
- explorer
- historical significance
- resilience
- solo
- voyage