


Music

Curriculum End Points

Year Six

Topic: Advanced Rhythms




- Identify the key features of a ballad.
- Perform a ballad using actions.
- Sing in time and in tune with a song and incorporate actions.
- Retell a summary of an animation's story.
- Write a verse with rhyming words which tell part of a story.
- Perform their lyrics fluently and with actions.

Music

Curriculum End Points

Year Six

Topic: Advanced Rhythms




- Ballad
- Verse
- Chorus
- Melody
- Stanza
- Ensemble
- Dynamics
- Volume
- Compose
- Poem

Music

Curriculum End Points

Year Six

Topic: Dynamics, Pitch and Texture




- Engage in discussion about the sounds of an orchestral piece.
- Have a selection of varied vocabulary in response to what they hear.
- Change dynamics and pitch, differentiating between the two.
- Change texture within their group improvisation and talk about its effect.
- Create a graphic score to represent sounds.
- Follow the conductor to show changes in pitch, dynamics and texture.

Music

Curriculum End Points

Year Six

Topic: Dynamics, Pitch and Texture



- Classical
- Characterise
- Composition
- Conductor
- Dynamics
- Ensemble
- Graphic Score
- Improvisation
- Notation
- Orchestra
- Pitch
- Texture

Music

Curriculum End Points

Year Six

Topic: Theme and Variations (Theme: Pop Art)



- Performing rhythms confidently either on their own or in a group.
- Identify the sounds of different instruments and discuss what they sound like.
- Sing with control and confidence.
- Copy rhythms accurately with a good sense of pulse.
- Show a difference between musical variations.
- Show creativity in a finished musical product.

Music

Curriculum End Points

Year Six

Topic: Theme and Variations (Theme: Pop Art)




- Motif
- $\frac{3}{4}$ time
- Phrases
- Rhythm
- Variations
- Legato
- Percussion
- TIKI-TIKI, TI-TIKI, TIKI-TI
- Orchestra

Music

Curriculum End Points

Year Six

Topic: Composing and Performing a Leaver's Song



- Identify and evaluate the musical features of a song.
- Contribute ideas to their group chorus, suggesting different lines could rhyme.
- Fit an existing melody over a four-chord backing track.
- Create a melody that fits both the lyrics and the four-chord backing track of the chorus, using tuned percussion instruments.
- Record melodies using letter notation.
- Perform the leavers' song with confidence.

Music

Curriculum End Points

Year Six

Topic: Composing and Performing a Leaver's Song



- Arrangement
- Backing Track
- Tuned percussion
- Notation
- Allegro
- Crescendo
- Forte
- Ritardando
- Diminuendo
- Largo