


# Reception at Ellington Primary School





# *Ellington Primary School*

Parent / carer welcome  
information booklet  
2025 - 2026





# A message from Mr Hodgson...

Hi, I'm Mr Hodgson. I have been the Headteacher at Ellington since September 2021. I am very lucky to have such a brilliant job, working as part of a great team with wonderful children. We ensure that all pupils are challenged academically so they achieve the very best that they can but also provide the children with a varied, enriched curriculum.

Our school values are very important to us and we want all children to have these embedded into their characters before they leave us for the next stage of their school journey: Respect, Resilience, Pride, Honesty, Teamwork and Happiness.






# *The School day and routines.*

Our school day begins with registration at 8:45am with the doors opening at 8:40am.

The school day ends at 3:15pm.


Our Nursery sessions run from 8:45am - 11:45am  
(Morning session) and 12:15pm - 3:15pm  
(Afternoon session) and 8:45am - 3:15pm for  
full day sessions.





# Attendance

In order for children to achieve their full potential, it is essential that they attend school regularly. The expectation is that children will attend for at least 96% of the time, taking into account illness. We work closely with our Education Welfare Officer and if a child's attendance becomes a concern we will inform parents/carers and meet with them to try and resolve the situation. However, if progress is not made, the Governors will be informed and the process may become official.





# School Uniform

- Navy blue jumpers/cardigans
  - White polo-shirts/shirt.
- Black or charcoal skirt, shorts or trousers.
- Blue gingham summer dress.
  - Black school shoes

Please click here to see the uniform expectations.





# PE Kit

Children must wear:

- School PE Kit consisting of a navy t-shirt with embroidered badge and navy shorts
- Or
- Plain plain navy t-shirts and shorts.
- Plain navy jogging bottoms.
- School PE quarter zip/hoody or plain navy hoody.
- Children can wear any comfortable trainers on their PE day.

Emblematic will soon be releasing some new PE items including new improved shorts, skort, leggings and track pants.





# Bags and Coats

Please remember to bring your child's book bag and coat to school every day. Book bags help us send home reading books and homework. A coat ensures your child is ready for all kinds of weather during outdoor play and learning. For Reception children, we kindly ask that they bring a book bag like the one in the picture. If your child is bringing a packed lunch, this should be in a separate lunch bag containing only their lunch. Additional bags are not required.

Thank you for your support!





# Meet the Teachers

These are the teachers at  
Ellington Primary School.





# Meet the Support Staff

These are the support staff at  
Ellington Primary School.





# Other Staff



Mrs Dyer  
Office Manager



Mrs Levey  
Administrative  
Assistant



Mr Robinson  
Site Manager



Mrs Emery  
Catering Manager



# Welcome to Reception

In this booklet, you will be introduced to teaching staff in Reception and important information for:

- Getting ready for Reception
- Class Routines
- The school curriculum
- How to support your child at home

Please also take a look at our website where you will find lots of useful information about Ellington Primary School!





# Meet the Reception Staff



I'm Mrs Milne, I've been a teacher 14 years and have worked at Ellington for 2 Years. I am the EYFS lead



I'm Miss Henderson, the teaching assistant working in Reception. I will work with the children Monday-Thursday



I'm Mrs Redpath, I love working in EYFS. I will be teaching the children on a Friday.



I'm Mr Liddle, I am a teaching assistant at Ellington Primary. I will be working with children on a Friday.



# Long Term Planning

Area of Learning	Autumn A (8)	Autumn B (7)	Spring A (6)	Spring B (6)	Summer A (5)	Summer B (7)
<b>Possible Themes/Interests/Lines of Enquiry</b> <i>(These themes may be adapted at various points to allow for children's interest)</i>	<b><u>Marvellous Me!</u></b> 1. Excellent Ellington 2. Marvellous Me! 3. Autumn Festivals	<b><u>Winter Wonderland!</u></b> 1. In the night sky 2. Polar Regions and the Ocean 3. How can we help our world? 3. It's CHRISTMAS!	<b><u>Run Run as Fast as you can!</u></b> 1. The Gingerbread man 2. Mr Wolf's Pancakes 3. Chinese New Year	<b><u>Down on the Farm</u></b> 1. Life-Cycle of a Chick 2. Changes <u>On</u> the Farm 3. Where does our food come from? (Healthy choices) 4. Easter	<b><u>The Everywhere Bear!</u></b> 1. All about Ellington 2. Where is the Everywhere bear? (Around the world) 3. The Royal Family- Great Britain/London	<b><u>Blast off!</u></b> 1. What is Space? 2. Astronauts through time (Neil Armstrong, Mae Jamison, Tim Peake) 3. The <u>Smeds</u> and the <u>Smoos</u> 4. To Year 1 and Beyond!
High Quality Texts	  	  	  	  	   	  



# Curriculum Enrichment



## Curriculum Enrichment Map



### Reception

**AUTUMN**

**SPRING**

**SUMMER**

Visits/Visitors

Tiddlywinks

**seven stories**

The National Centre for Children's Books



Ellington Village

Environmental Focus



Recycling

Growing Our Own Food

My Locality

Diversity

Stories of Diversity

Wider World Stories

Women in Space



Safeguarding



Oral Hygiene

Animal Safety

Stranger Danger



# Reading in Reception

Throughout our Reception year please ensure you read regularly with your child. Reading stories they can sound blend themselves and stories that you read to them.

Please can you also practise the following sounds and ensure your child forms these letters correctly too.













Sound mat



# Reading in Reception

After the children have been taught the first few sounds in their Reception class, they will be assessed and set into coloured groups depending on ability. By the end of Reception to be at age related expectations children should be reading green/purple books.

Letter KOH		Read Set 1: Spelling Words Read words with sound friends: Word Time 1.6 Read Word Time 1.1 to 1.5 Read 1 sound nonsense words Spell using Fred Fingers
Red Dot Hues		Read Set 1: Sounds (reading only) Read 15 sound words: Word Time 1.7 Read Word Time 1.1 to 1.6 Read 10 sound nonsense words Spell using Fred Fingers
Green		Read Set 2: Sounds and matching Phonics Green Words Read Set 1: Phonics Green Words including longer words and build speed Read nonsense words Spell using Fred Fingers
Purple		Read Set 2: Sounds and matching Phonics Green Words including longer words Read Set 1: Phonics Green Words and build speed Read nonsense words Spell using Fred Fingers
Pink	 	Read Set remaining Set 1: Sounds and matching Phonics Green Words including longer words. Then start to read Set 2: Sounds and matching Phonics Green Words Read Set 1 and 2: Phonics Green Words and build speed Read nonsense words Spell using Fred Fingers: focus on Set 2 words
Orange		Read Set 3: Sounds and matching Phonics Green Words including longer words Read Set 1 and 2: Phonics Green Words and build speed Read nonsense words Spell using Fred Fingers: focus on Set 2 words
Yellow		Read Set 3: Sounds and matching Phonics Green Words including longer words Read Set 1, 2 and 3: Phonics Green Words and build speed Read nonsense words Spell using Fred Fingers: Set 2 and 3 words
Blue		Read Set 3: Sounds and matching Phonics Green Words including longer words Read Set 1, 2 and 3: Phonics Green Words specific Read nonsense words Spell using Fred Fingers: Set 2 and 3 words
Grey		Read Set 1, 2 and 3: Sounds and Phonics Green Words including longer words specific Read unfamiliar multi-syllable words Read nonsense words Spell using Fred Fingers: multi-syllables, Set 2 and 3 words



# Reading

We require a minimum of 3 reads at home per week.

Children must bring their book to school every single day.

Reading records will be checked regularly and children who haven't read three times will read with an adult during provision time.

## 9 Ways Reading Benefits Children

1. Reading increases creativity and imagination.
2. Reading together builds strong family bonds.
3. Reading expands a child's vocabulary.
4. Reading opens minds to new and diverse people, places, and situations.
5. Reading is fun and helps children relax after a stressful day.
6. Reading promotes and enhances critical thinking skills
7. Reading teaches children about the complex world we live in.
8. Reading promotes positive communication in families.
9. Reading helps build character.





# Maths in Reception

In Reception, we will be aiming to have a deep understanding of numbers to 10 and how to use them. Over the summertime please practise counting up to and back from 10 and from any given number. You could also practise getting your child to recognise up to 5 objects without counting them.






# Maths in Reception

## Summer time activities:

- \*Sing number songs such as 5 little monkeys. 5 little ducks.
- \*Play number recognition games.
- \*Encourage your child to spot a number up to 5 without counting - subitising
- \*Encourage your child to count up to 10 and beyond forwards and backwards.
- \*Encourage your child to touch and count at the same time.
- \*Spot numbers when you are out and about.





# Getting Ready for Reception

What can you do to get ready for Reception?

Using the toilet independently.

Putting on your coat independently.

Using a knife, fork and spoon.

Taking turns in a game.

Expressing my emotions appropriately to an adult.

Following simple instructions.

Asking and answering questions in a sentence.

Holding and using scissors correctly.

Hold a pencil correctly and apply appropriate pressure.





# PE in Reception

As Reception children access outdoor learning on a daily basis and take part in daily physical activity, they will have one PE lesson per week. Your child's PE day will be on a **Friday**. Children need to come to school wearing their PE kit so that they are ready for their lesson. This avoids wasting valuable time.

## Meet Coach Charlie!



Coach Charlie has been working in Ellington for the past three years and is passionate about sport, especially football and cricket.

He is part of Active Future Northumberland and will be leading the Summer Sports Camps at school, helping kids stay active, have fun, and enjoy trying new games.

Charlie will be coaching Reception children during their PE Lesson on Friday.





# *Tapestry Journal*


We use Tapestry to share your child's learning.

\*Staff will share 'wow moments' on your child's progress.

\*Staff will share a weekly update on a whole class activities.

\*It is a free app that you can access on your phone as well as a computer.





# Tapestry Journal



However, we need you to make this successful.  
What we expect from you...

- \*Activate your account and check your child's learning journey weekly.
- \*Comment on wow moments/weekly class updates to encourage that home school link.
- \*Answer questions that has been posed by teachers to further your child's learning.
- \*Share wow moments from home too!!!! We share these in the class to encourage CLL.





# Contact Me



You can find me outside Reception every morning before school and at home time. You can also contact the office and myself via the My Child at School (MCAS) app for anything informal (Please note messages will only be accessed by staff between 8am and 5pm Monday to Friday). Additionally, if you would like to contact the school office to discuss any questions you may have you can do so by contacting....



01670 860769



[admin@ellington.northumberland.sch.uk](mailto:admin@ellington.northumberland.sch.uk)

