


Art

Curriculum End Points

Year One

Topic: Drawing: Make your mark




- Show knowledge of the language and literacy to describe lines.
- Show control when using string and chalk to draw lines.
- Experiment with a range of mark-making techniques, responding appropriately to music.
- Colour neatly and carefully, featuring a range of different media and colours.
- Apply a range of marks successfully to a drawing.
- Produce a drawing that displays observational skill, experimenting with a range of lines and mark making.

Art

Curriculum End Points

Year One

Topic: Sculpture and 3-D: Paper Play




- Roll paper tubes and attach them to a base securely.
- Make choices about their sculpture, e.g. how they arrange the tubes on the base or the colours they place next to each other.
- Shape paper strips in a variety of ways to make 3D drawings.
- Glue their strips to a base in an interesting arrangement, overlapping some strips to add interest.
- Create a tree of life sculpture that includes several different techniques for shaping paper.
- Work successfully with others, sustaining effort over a time.
- Paint with good technique, ensuring good coverage.

Art

Curriculum End Points

Year One

Topic: Painting and mixed media: Colour splash



- Name the primary colours.
- Explore coloured materials to mix secondary colours.
- Mix primary colours to make secondary colours.
- Apply paint consistently to their printing materials to achieve a print.
- Use a range of colours when printing.
- Mix five different shades of a secondary colour.
- Decorate their hands using a variety of patterns.
- Mix secondary colours with confidence to paint a plate.
- Describe their finished plates.